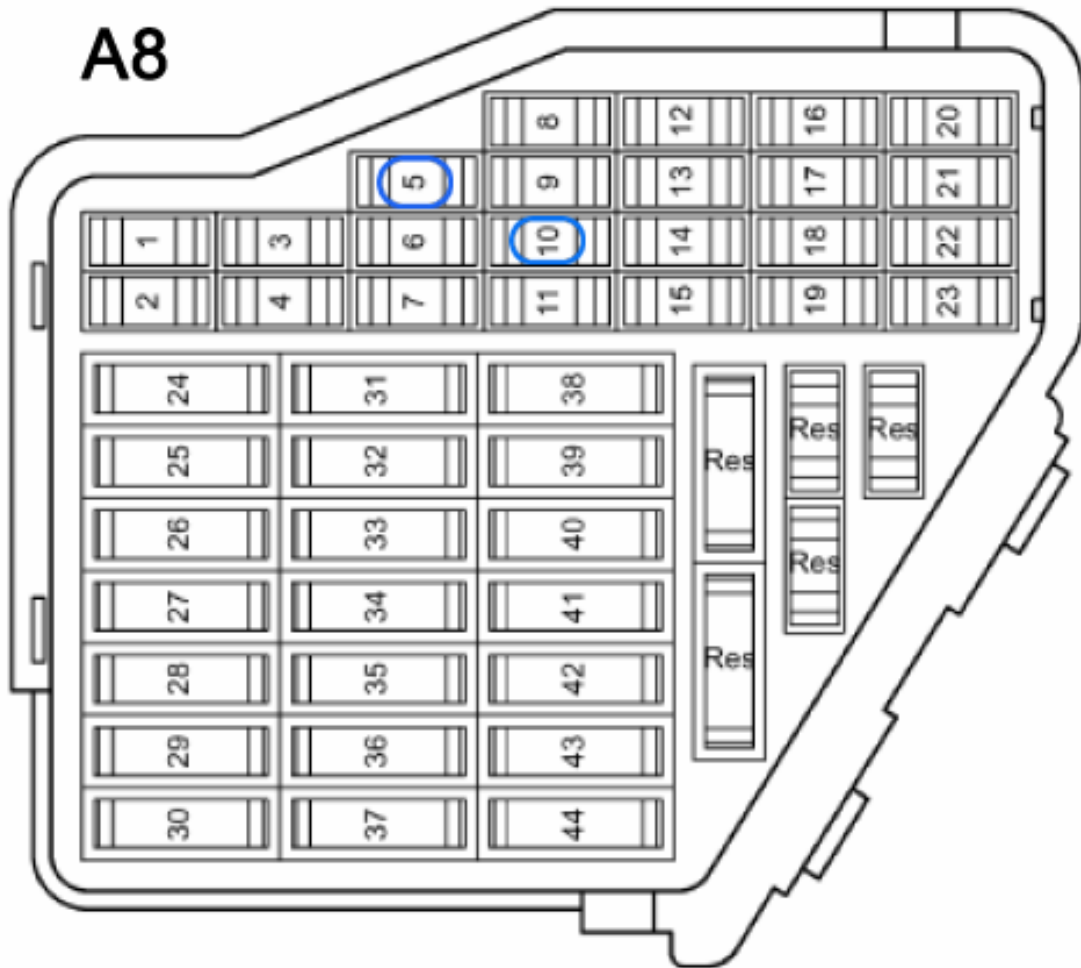
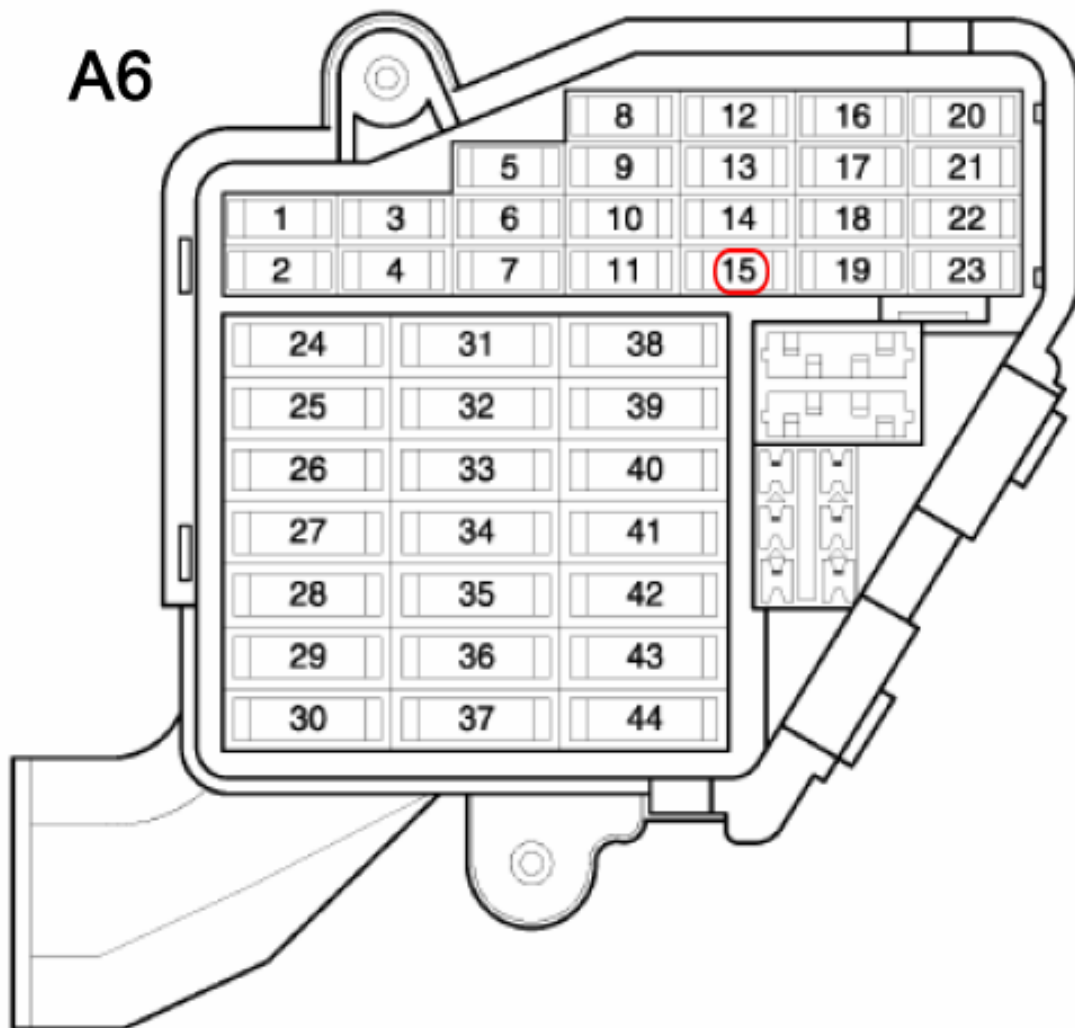
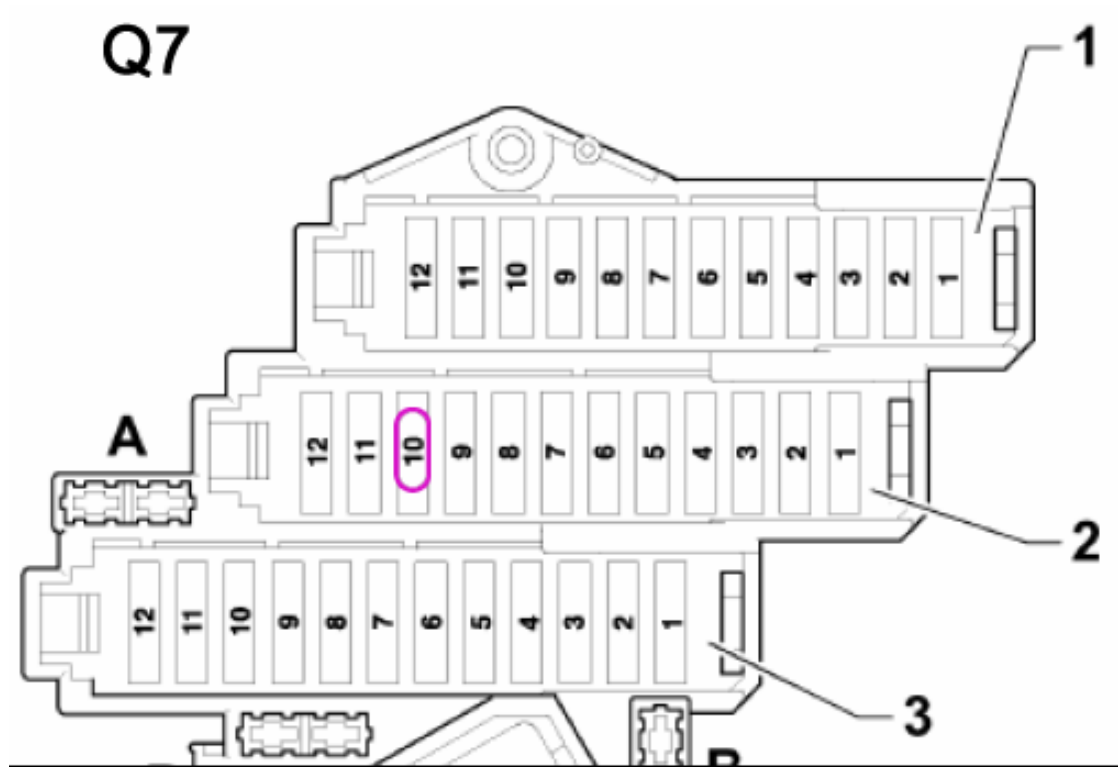


A8 05-06: If you can read correct mileage but can not write in, please remove the fuse for cluster and wait about 10 minutes then plug back the fuse and make mileage correction again. If it tells you “written successful” but the odometer shows 0 km, please remove the fuse for cluster and wait about 10 minutes, then plug back the fuse again, the odometer will show new mileage.




A6 04 up and Q7 : If you select a wrong model, such as the A6 is 2004, but you select A6 06.7- , then after writing new km, the odometer will shown 999999 km. Do not worry, please remove the fuse for cluster and wait about 10 minutes then plug back the fuse and the odometer will show original mileage. Now you can make correction again, please choose correct model.





TOUAREG : Before you write new mileage you should confirm that it read correct mileage. If it can not read correct mileage, please change a model and read again. Otherwise there will be problem after writing.

MB W211\W203: It will not read correct milles, only need write new milles. After you put the odometer back to the car ,the instrument cluster will flash for a while , Do not worry, please wait for 2-3 minutes, then it will come back to normal.



BMW 3, 5 SERIES CAS2/CAS3: Remove dashboard first then connect the usa prog to cluster cable as the following picture shows, turn on and turn off the light. Then select cas2 or cas3, the usa prog will shows the current mileage, confirm the mileage and input new mileage, then press ok.



BMW 7 SERIES CAS2: Remove dashboard first then connect the usa prog to cluster cable as the following picture shows, turn on and turn off the light. Then select cas2, the usa prog will shows the current mileage, confirm the mileage and input new mileage, then press ok.

